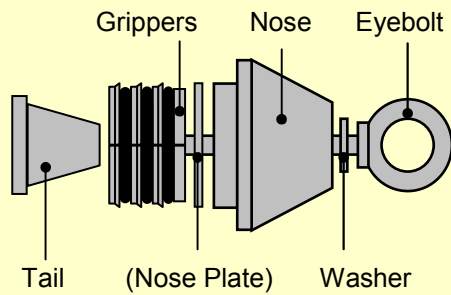


# STANDARD TOWING HEAD



The **Standard Towing Head** is a simple device that attaches to the end of a piece of pipe to allow it to be pulled.

It is designed for use with polyethylene pipe of wall thickness between \*SDR11 & SDR 17.6. (Other materials and wall thicknesses can also be accommodated upon request.)

It is operated by simply inserting it into the pipe and turning the eyebolt. The turning action draws a cone into four toothed segments which are forced into the wall of the pipe. The harder the eye is pulled the harder the pipe is gripped. The grip is so good that it is possible to stretch the pipe!



## Eyebolts








The eyebolt is the critical component. Brewis towing heads are fitted with a specially forged, single piece, high tensile steel eyebolt. This has superior strength when compared with a welded eyebolt used by other manufacturers.

Why take the risk with inferior copies?



\*Standard Diameter to wall thickness Ratio

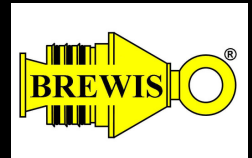
The **Standard Towing Head** provides a quick, simple and highly effective way to attach a pulling eye to a pipe.

-  Installed & removed in seconds.
-  The harder the eye is pulled the harder the pipe is gripped.
-  Proven tooth profile for maximum grip.
-  Huge range of sizes from 20mm to 900mm. (including IPS imperial sizes)
-  Metric sizes cover SDR11 to 17.6 on sizes up to 355mm.
-  Single piece, high tensile steel, drop forged Eyebolts.
-  Designed in 1984 by Rod Brewis and used all over the world.

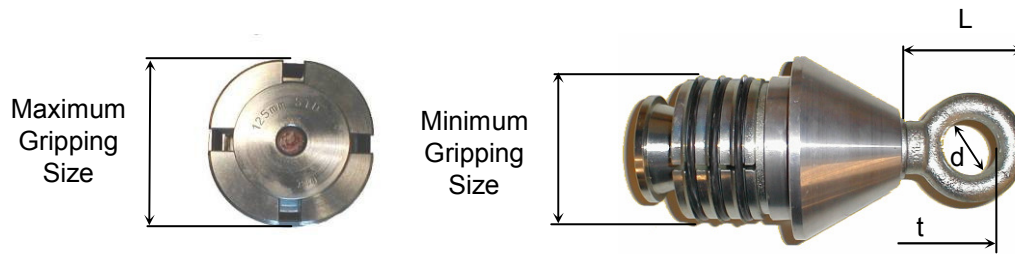


**Brewis Engineering Limited**  
 Handlemaker Road  
 Marston Trading Estate  
 Frome Somerset UK BA11 4RW

☎ +44 (0) 1373 468864  
 ☎ +44 (0) 1373 468865  
 sales@brewisengineering.co.uk  
 www.brewisengineering.co.uk



# STANDARD TOWING HEAD



Pipe Size	Min. Grip mm	Max. Grip mm	Eyebolt Thread	L	d	t	Weight Kg Approx
Stock Sizes							
25	19	24	M6	31	16	5	0.15
32	24	28.5	M8	30	14	8	0.24
40	30	37	3/8"BSW	43	18.5	9	0.42
50	39	46	1/2" BSW	60	29.5	11	0.98
55	42	49	1/2" BSW	60	29.5	11	1.20
63	48	58	1/2" BSW	60	29.5	11	1.66
75	57	70	1/2" BSW	60	29.5	11	2.46
90	70	82	3/4" BSW	84	38	19	3.90
100	77	93	3/4" BSW	84	38	19	4.80
110	86	99	3/4" BSW	84	38	19	6.25
125	97	111	3/4" BSW	87	38	19	5.60
140	108	130	3/4" BSW	87	38	19	8.60
160	124	148	1" BSW	100	43	22	11.6
180	141	163	1" BSW	100	43	22	15.0
200	157	182	1" BSW	100	43	22	19.0
225	175	201	1" BSW	100	43	22	22.5
250	196	225	1" BSW	100	43	22	31.5
280	220	252	1" BSW	100	43	22	32.5
315	249	282	1 1/2" BSW	155	74	30	43.0
355	280	315	1 1/2" BSW	155	74	30	53.0
400-11	315	335	1 1/2" BSW	155	74	30	62.0
400-17.6	345	358	1 1/2" BSW	155	74	30	72.0
450-11	353	375	1 1/2" BSW	160	74	30	82.0
450-17.6	384	405	1 1/2" BSW	160	74	30	90.0
500-11	395	415	1 1/2" BSW	160	74	30	94.0
500-17.6	432	446	1 1/2" BSW	160	74	30	110.0

Full range of IPS sizes also available



Need some shackles with your pullers?

**Brewis Engineering Limited**  
 Handlemaker Road  
 Marston Trading Estate  
 Frome Somerset UK BA11 4RW

☎ +44 (0) 1373 468864  
 ☎ +44 (0) 1373 468865  
 sales@brewisengineering.co.uk  
 www.brewisengineering.co.uk

